

DATAVS2 - VSM



VSM is a monitoring device compatible with all DataVS2 vision sensor models. The device integrates a 3.5" LCD color display and 8 push buttons. It also embeds a standard TCP/IP Ethernet interface thus it can be connected either directly to a specific vision sensor or to a LAN where more sensors have been previously installed.

VSM allows to display images and results as well as to change the running inspection or also to adjust the vision sensor functioning parameters.

Thanks to this wide range of functionalities, the device represents an excellent and complete HMI interface ideal for automated production lines attended by operators.

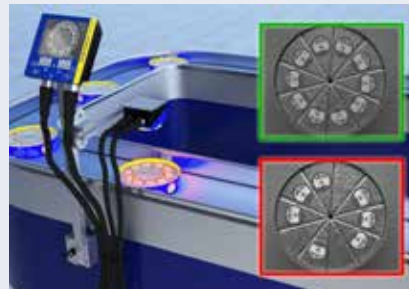


HIGHLIGHTS

- 3.5" LCD color display and 8 push buttons
- 20 additional memory slots
- Images and results visualization
- Parameter fine tuning
- DIN rail or panel mounting
- 2 industrial M12 connectors

APPLICATION

- Packaging & Food



- Bottling & Beverages



PRODUCT DESCRIPTION



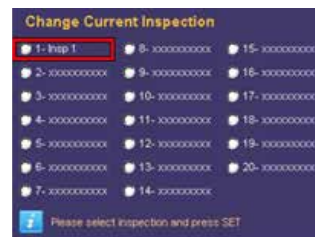
1. Display
2. Status LEDs
3. STATUS button
4. TEACH button
5. Power connector
6. ARROWS button
7. ETHERNET connector
8. ESC button
9. SET button
10. Power, OUT, ETH Link LEDs

MAIN FEATURES



Monitoring

VSM displays the pictures acquired by the connected DataVS2. The results of each tool are shown in a graphical way (GREEN = OK, RED = FAILURE). Several different monitoring options are available (e.g. standard, display on condition, zoom mode).



Inspection switching

VSM allows to change the running inspection in a quick and easy way. Moreover, the unit has 20 additional memory slots that extend the DataVS2 capability to manage different items on the same production line.



Parameter fine-tuning

All the vision sensor functioning parameters can be adjusted directly with the VSM. There is no need to use the PC to change the configuration of the camera any more since all the settings and the thresholds can be adjusted on-the-fly.



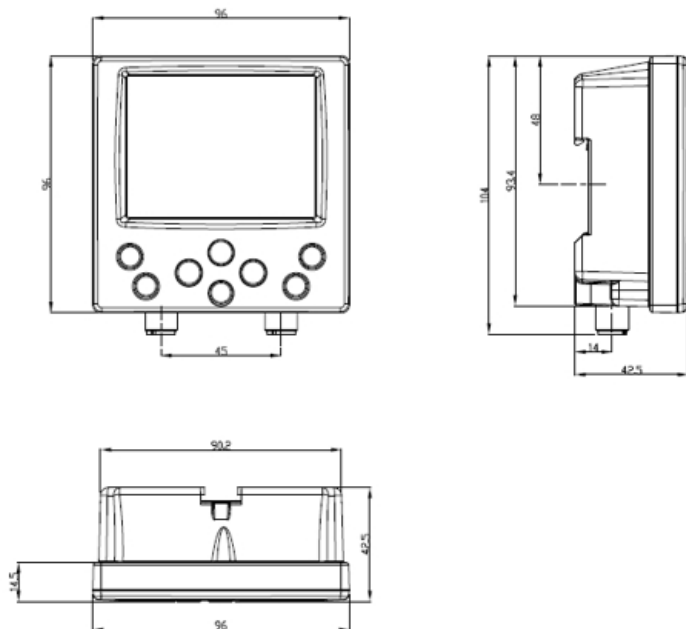
Account management

VSM is able to manage up to three different user accounts. This allows to protect the device configuration and to assign different rights to different groups of users.

TECHNICAL DATA

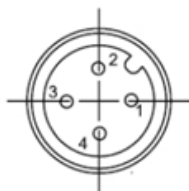
Power supply:	24 Vdc \pm 10%
Ripple:	2.4 Vpp max
Current drwa:	Max 150 mA @ 24 Vdc max
Dimensions:	96 x 96 x 39 mm
Indicators:	8 LEDs + 3.5" LCD color display
Setup:	DataVS2 GUI
Data retention:	Non-volatile FLASH memory
Operating temperature:	-10 °C ... +55 °C
Storage temperature:	-25 °C ... +70 °C
Vibration:	14 mm @ 2 to 10 Hz; 1.5 mm @ 13 to 55 Hz; 2 g @ 70 to 200 Hz; 2 hours on each axis
Shock resistance:	11 ms (30 G) 6 shocks for every axis
Housing material:	ABS
Mechanical protection:	IP20 (IP40 when panel mounted)
Connections:	2 x M12 4 poles
Weight:	180 g

DIMENSIONS



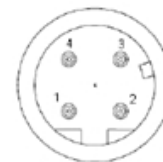
mm

CONNECTIONS



M12 4 Poles
(Power supply)

PIN 1: + 24 Vdc
PIN 2: Reserved
PIN 3: Ground
PIN 4: Reserved



M12 4 Poles
(Ethernet)

PIN 1: Ethernet RX+
PIN 2: Ethernet TX+
PIN 3: Ethernet RX-
PIN 4: Ethernet TX-

MODEL SELECTION AND ORDER INFORMATION

MODEL	DESCRIPTION	ORDER N°
DataVS2-VSM	VSM monitor for DataVS2 series	95A901480

ACCESSORY SELECTION AND ORDER INFORMATION

MODEL	DESCRIPTION	ORDER N°
CV-A1-32-B-03	3m M12 4pin shielded power supply cable	95A252790
CV-A1-32-B-05	5m M12 4pin shielded power supply cable	95A252800
DataVS-CV-VSM-02	2m point-to-point DataVS2-VSM connection cable	95A901700
DataVS-CV-VSM-04	4m point-to-point DataVS2-VSM connection cable	95A901710
DataVS-CV-RJ45C-03	3m ethernet crossed cable	95A901340
DataVS-CV-RJ45D-03	3m ethernet straight cable	95A901350

Rev. 02, 03/2019



The company endeavours to continuously improve and renew its products; for this reason the technical data and contents of this catalogue may undergo variations without prior notice. For correct installation and use, the company can guarantee only the data indicated in the instruction manual supplied with the products.